

HISTORY

World War 2

It is not necessary to carry out all the activities contained in this unit. Please see *Teachers' notes* for explanations, additional activities, and tips and suggestions.

Theme	World War 2	
All students: Activities that are suitable for Learning Support, Language Support and the Mainstream Subject Class include:	Keywords	3
	Vocabulary File	4-6
	Activating Students' Existing Knowledge	7
	Completing Sentences	13
	Multiple Choice	14
	Preparing a debate	15-16
	Wordsearch	20
Learning support and Language support: Activities suitable for students receiving Learning or Language Support include:	Working with words	8
	Sentences	9
	Odd One Out	10
	History Keywords	11
	Unscramble the letters	12
	Alphaboxes	19
	Play Snap	21-23
Language support: Additional activities for Language Support:	Grammar points	17-18
Levels for Language Support	A1 – B1 The language level of each activity is indicated in an information box.	
Learning focus	Using History textbooks and accessing curriculum content and learning activities.	
Acknowledgement	The <i>English Language Support Programme</i> acknowledges the permission of Gill and Macmillan to reproduce excerpts from <i>History Revision for Junior Certificate</i> by Desmond O' Leary.	

Note: The categorisation of activities is indicative only and should not prevent teachers from using any activities that are considered suitable for a particular group of students.

Making the best use of these units

Learning Record

A copy of the Learning Record should be distributed to each learning support and language support student.

Students should:

1. Write the subject and topic on the record.
2. Tick off/date the different statements as they complete activities.
3. Keep the record in their files along with the work produced for this unit.
4. Use this material to support mainstream subject learning.

Introduction of a topic or activity should ensure that students understand **what** they are doing and **why**. Many students will have some difficulty in understanding both the language in the activity and the instructions/purpose for carrying out the activity.

You can create your **personal teaching resource** by printing these units in full and filing them by subject in a large ring binder.

Encourage students to:

- Bring the relevant **subject textbooks** to learning/language support class. It does not matter if they have different textbooks as the activities in these units refer to vocabulary and other items that will be found in all subject textbooks. These units are based on curriculum materials.
- Take some **responsibility for their own learning** programmes by:



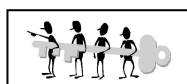
Developing a **personal dictionary** for different subjects, topics, and other categories of language, on an on-going basis. This prompt is a reminder.



Recording what they have learnt on the **Learning Record**, which should be distributed at the start of each unit.



Keeping their own **files** with good examples of the work produced for different subjects and topics. This file will be an invaluable **learning resource** in supporting mainstream learning.



Indicates that answers may be found at the end of the unit.

Don't forget that many of the activities in these units are also suitable as **homework** tasks or for **self-study**.

Keywords

The list of keywords for this unit is as follows:

Nouns

aircraft
allies
army/armies
battle
campaign
carriers
casualties
civilians
colonies
communism
convoy
counter-attacks
defeat
empire
evacuation
execution
forces
freedom
government
hatred
independence
invaders
invasion
negotiations
operation
pact
partisans
peace
soldiers
submission
tactics
turning-point
victory
war
warship
weapons
winter

Verbs

to achieve
to advance
to attack
to believe
to bomb
to capture
to clash
to conquer
to control
to crush
to declare
to defeat
to evacuate
to fight
to force
to hold out
to invade
to kill
to negotiate
to occupy
to overthrow
to partition
to recover
to retreat
to surround
to surrender

Adjectives

atomic
British
civil
civilian
enormous
free
German
heavy

important
independent
Japanese
national
peaceful
Russian
severe
state
swift
total
victorious

Adverbs

fiercely

Proper names

Allies
Axis
Blitzkrieg
Britain
Europe
France
Germany
Hiroshima
Hitler
Japan
Leningrad
Moscow
Normandy
the Pacific
Pearl Harbour
Stalingrad
USA
USSR

Other

against

NAME: _____ DATE: _____
HISTORY: World War 2

Vocabulary file 1

Word	Meaning	Note or example*
campaign		
casualties		
defeat		
freedom		
invaders		
invasion		

* You may wish to write a sentence or phrase, make a note of the page in your textbook where this word appears or, if English is not your first language, provide a translation into your language.



Get your teacher to check this and then file it in your resource folder so you can use it in the future.

NAME: _____ DATE: _____
HISTORY: World War 2

Vocabulary file 2

Word	Meaning	Note or example
partisans		
soldiers		
victory		
to advance		
to attack		
to bomb		



Get your teacher to check this and then file it in your resource folder so you can use it in the future.

NAME: _____ DATE: _____
HISTORY: World War 2

Vocabulary file 3

Word	Meaning	Note or example
to negotiate		
to occupy		
to surrender		
atomic		
civilian		
peaceful		



Get your teacher to check this and then file it in your resource folder so you can use it in the future.

NAME: _____ DATE: _____
HISTORY: World War 2

Language Level: all
Type of activity: whole class
Suggested time: 10 minutes

Activating students' existing knowledge

Use a spidergram to activate students' ideas and knowledge on the key points in this chapter. See **Teachers' Notes** for suggestions.

Possible key terms for the spidergram:

Peace and war

- Invite newcomer students to provide key words in their own languages.
- Encourage dictionary use.
- Encourage all students to organise their vocabulary into relevant categories (e.g. meaning, nouns, keywords, verbs etc.).



All students should record vocabulary and terms from the spidergram in their personal dictionaries.

Language Level: A1
Type of activity: pairs or individual
Suggested time: 30 minutes



Working with words

1. Tick the correct answer



- a) This is a train.
- b) This is a battle.
- c) This is a coat.
- d) This is a fishing boat.



- a) This is a river.
- b) These are soldiers.
- c) This is a computer.
- d) This is a sharpener.

2. Find these words in your textbook.

Write your own explanation for these words. Then write a note or example to help you remember the word. Use your dictionary if necessary.

Word	Page in textbook	Explanation	Note or example
allies			
civilians			
invasion			
victory			



Check that these key words are in your personal dictionary.

NAME: _____ DATE: _____
HISTORY: World War 2

Language Level: A1
Type of activity: pairs or individual
Suggested time: 30 minutes



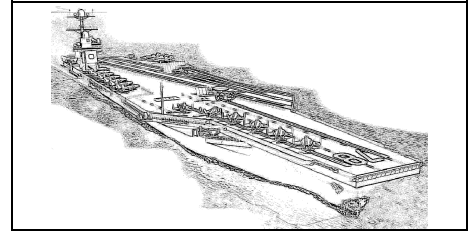
Picture Sentences

1. Tick the correct answer


- a) This is a railway station.
- b) These soldiers are celebrating victory.
- c) This is a mountain.



- a) This is an aircraft carrier.
- b) These are books.
- c) This is an animal.



- a) These are computers.
- b) This is a war.
- c) This is a parade.



2. Put these words in the correct order to form sentences.

in Germany Poland invaded 1939

1940 Hitler France attacked in

bombed planes German cities British

NAME: _____ DATE: _____

HISTORY: World War 2

Language Level: A1/A2
Type of activity: pairs or individual
Suggested time: 20 minutes



Odd One Out

1. Circle the word which does not fit with the other words in each line.

Example: *apple* *orange* *banana* **taxi**

bomb car war weapon

tanks rifles friendship aircraft

France Poland Norway USA

victory surrender victorious win

2. Find these words in your textbook. Then put them in short sentences in your own words. Use a dictionary if necessary.

to declare _____

to crush _____

to negotiate _____

to surround _____

to retreat _____

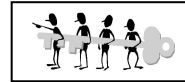


Check that these key words are in your personal dictionary.

NAME: _____ DATE: _____

HISTORY: World War 2

Language Level: A2 / B1
Type of activity: individual
Suggested time: 40 minutes



History Keywords

1. Fill in the missing letters of the keywords listed below.
On the line beside each word, write whether the word is a noun, an adjective or a verb.

E_r_p_ _____

J_p_n _____

b_m_ _____

i_v_d_ _____

2. Write as many words as possible related to **World War 2**. You have 3 minutes!

NAME: _____ DATE: _____
HISTORY: World War 2

Language Level: A1 / A2
Type of activity: Pairs or individual
Suggested time: 20 minutes



Unscramble the letters

1. People who fight in wars

SLODERSI

Answer _____

2. Bombs were dropped on Pearl...

HRRABUO

Answer _____

3. An Asian country

AJPNA

Answer _____

4. A type of weapon

BMBO

Answer _____

Look at each word as you write the answer.

Is your spelling correct?

Can you pronounce the word?

Do you know what the word means?

Have you got this word in your personal dictionary?



Solve the secret code

English=	A	B	D	E	L	I	N	M	O	S	T	U
Code=	B	X	Y	F	G	Q	R	O	L	E	A	W

example: (code) EAWYFRA = STUDENT (English)

XBAAGF =

Language Level: A2 / B1
Type of activity: pairs or individual
Suggested time: 40 minutes



Completing sentences

Fill in the blanks in these sentences. Use words from the Word Box below.

War in Europe

1939: The Germans _____ Poland in a swift campaign using Blitzkrieg tactics. They then partitioned Poland with the USSR.

1940: The Germans occupied Denmark, Norway, The Low Countries and France. British troops were forced to _____ from Dunkirk. Later that year, a German attempt to _____ Britain into submission was defeated in the Battle of Britain.

1941: The Germans occupied the Balkans and then invaded the USSR (Operation Barbarossa). They captured large areas of the USSR but failed to take either Leningrad or Moscow. The severe Russian winter and Russian counter-attacks caused the Germans very heavy _____. The Germans declared war on the USA after their _____, the Japanese, attacked the US base at Pearl Harbour.

**Word
Box**

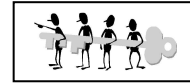
conquered	casualties	bomb
allies	evacuate	

We use different past tenses when talking about the past. Find verbs in this text that fit into these two categories:

Simple past tense
conquered

Passive form
were forced

Language Level: A2 / B1
Type of activity: individual
Suggested time: 30 minutes



Multiple choice

Read the text below and choose the best answers.

The Germans declared war on the USA after their allies, the Japanese, attacked the US base at Pearl Harbour.

1942: The Germans attacked the important industrial city of Stalingrad but sustained enormous casualties before they captured it.

1943: Russian forces then surrounded the Germans in Stalingrad and forced them to surrender. This was the Germans' first major defeat and they never recovered. Since 1940, Axis and British forces fought one another to control the Suez Canal. The Axis were defeated at El Alamein (1942) and surrendered at Tunis (1943). The Allies then invaded Italy. Though the Italians overthrew Mussolini and joined the Allies, German forces held out in Italy until 1945.

1. Who did the Germans declare war on?
a) France
b) Ireland
c) USA
d) Spain
2. Which US base did the Japanese attack?
a) Rialto Bridge
b) Pearl Harbour
c) Ohio
d) Chicago
3. Which city did the Germans attack in 1942?
a) Dublin
b) Paris
c) Stalingrad
d) Lisbon
4. Did the Russian forces surround the Germans?
a) Yes
b) No
5. Did the allies invade Italy?
a) Yes
b) No



Note the different reasons for using capital letters in this text. Give examples.

NAME: _____ DATE: _____
HISTORY: World War 2

Language Level: A2 / B1
Type of activity: pairs / individual
Suggested time: 40 minutes

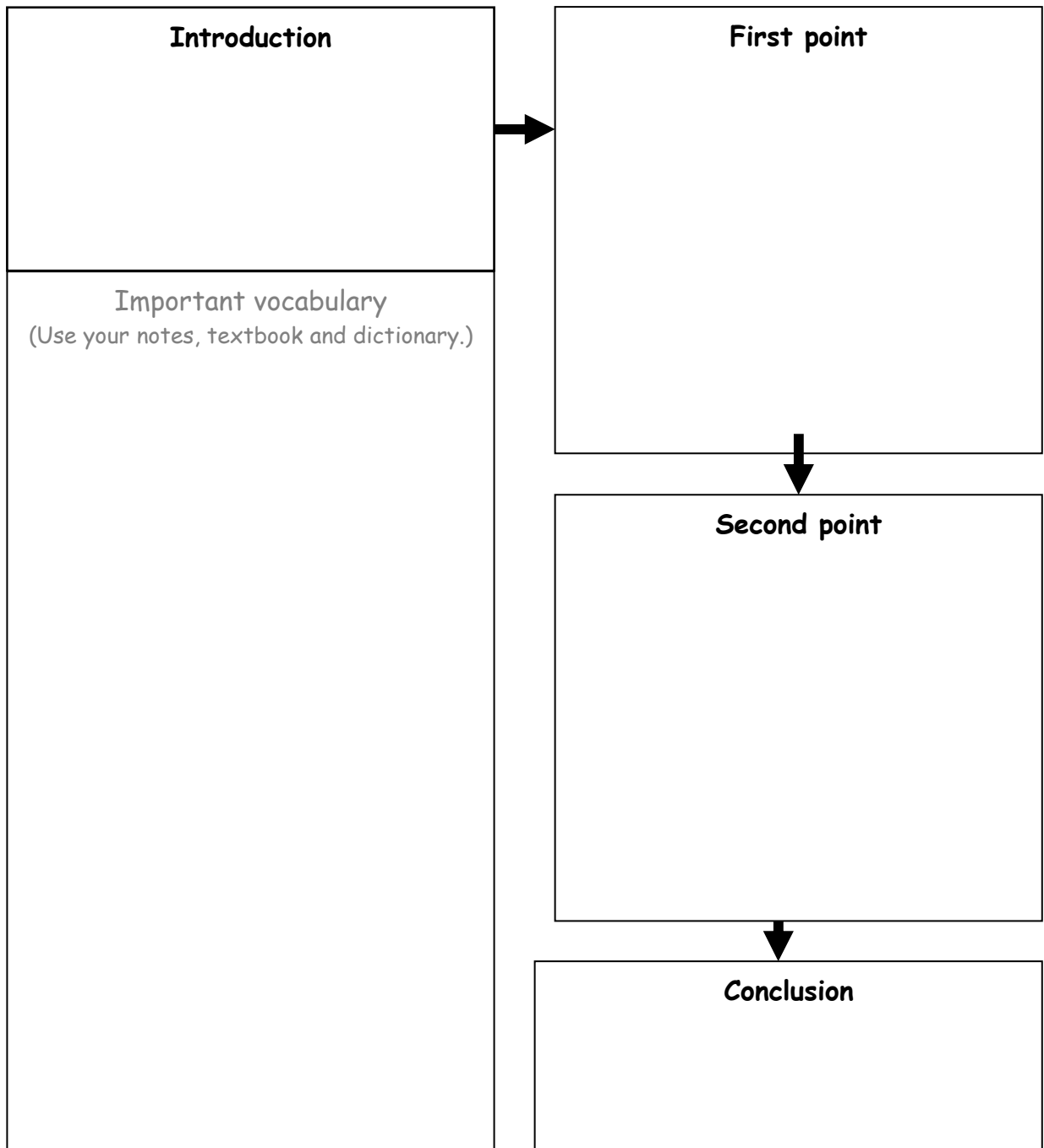
Preparing to debate

You are going to have a class debate on the topic '**War is necessary for peace**'.

Some students should prepare an argument **in favour** of this statement and others prepare to speak **against** it.

Use your keyword list and textbook to help you prepare your argument.

First plan what you are going to say by making notes on this chart:



Language Level: A2/B1
 Type of activity: individual
 Suggested time: 30 minutes



Grammar points

1. The past simple tense

The past tense is usually made by adding -ed to the root of the verb. It is used to talk about something that is finished now.

For example: In that year, the army **marched** for two days. Fill in the grid.

Verb	Past simple tense
to attack	<i>attacked</i>
to believe	
to recover	
to surround	
to invade	
to force	

2. Put the verbs in the past simple tense in these sentences.

- World War 2 _____ (to involve) a majority of the world's nations.
- The war _____ (to start) in September 1939 when Germany _____ (to invade) Poland.
- Britain and France then _____ (to declare) war on Germany.
- In 1943 Russian forces _____ (to surround) the Germans in Stalingrad.
- Germany _____ (to declare) war on the United States after the attack on Pearl Harbour.
- The war _____ (to continue) for six years.

3. In some verbs the spelling changes in the past tense.

For example: to smile **smiled** | to stop **stopped**
 to study **studied** | to eat **ate**

Write the past simple tense of some verbs from this unit. Be careful with the spelling! Check your dictionary or textbook.


to achieve	to control
to negotiate	to occupy
to declare	to overthrow
to fight	to hold out

Alphaboxes

Using your textbook, find **one** word beginning with each of the letters of the alphabet. Write the word in the relevant box. You could also write the word in your own language.

a	b	c
d	e	f
g	h	i
j	k	l
m	n	o
p	q	r
s	t	u
v	w	xyz

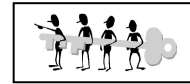
Do you understand all these words?



Get your teacher to check this, then file it in your folder so you can use it in the future.

NAME: _____ DATE: _____
 HISTORY: World War 2

Word search



Find the words in the box below.

I C F R E E D O M O U C O M M U N I S M
 Y E X Z Z H Z V X V S J M R L P A C T Q
 D C I V I L I A N S P D Q B N P M C F S
 V E C A S U A L T I E S O I A R T A L Z
 K J J T H E X E C U T I O N U M R I H W
 T A W G T I N V A S I O N V H P F P M W
 Y C F N E G O T I A T I O N S D M Y X G
 P P A R T I S A N S W W H I X B Y M D H
 D J R Q V S E M P I R E L X M Z S K U G
 I N V A D E R S Y H A H C P E A C E P W
 D E F E A T Y D A R P D F H J N C D G R
 L G W Y U Y C U C O N V O Y H D C V D O
 V Z C O L O N I E S D H A T R E D K Q S
 S O L D I E R S Z C P X P M I C R I B P
 J X J Y U Q O G O P E R A T I O N V C K
 Q V D I N D E P E N D E N C E C W A T U
 W T B Q E V A C U A T I O N Y I D M U U
 A I S D W X Q I Z U L L W H F O R C E S
 M E F M J H G O V E R N M E N T M U P E
 X Q C O U N T E R A T T A C K S Y P Z E

CASUALTIES	DEFEAT	GOVERNMENT	OPERATION
CIVILIANS	EMPIRE	HATRED	PACT
COLONIES	EVACUATION	INDEPENDENCE	PARTISANS
COMMUNISM	EXECUTION	INVADERS	PEACE
CONVOY	FORCES	INVASION	SOLDIERS
COUNTERATTACKS	FREEDOM	NEGOTIATIONS	

NAME: _____ DATE: _____
HISTORY: World War 2

Play Snap

Make Snap cards with 2 sets of the same keywords. See *Notes for teachers* for ideas about how to use the cards.



to invade	to invade
weapons	weapons
war	war

NAME: _____ DATE: _____
HISTORY: World War 2

bomb	bomb
aircraft	aircraft
warship	warship

NAME: _____ DATE: _____
HISTORY: World War 2

world	world
battle	battle
weapons	weapons

NAME: _____ DATE: _____
HISTORY: World War 2

Answer key

Working with words, page 8

1. b, c

Picture Sentences, page 9

b,a,b

Germany invaded Poland in 1939.

Hitler attacked France in 1940.

German planes bombed British cities.

Odd one out, page 10

Car, friendship, USA, surrender

Key words, page 11

Europe (noun), Japan (noun) bomb (noun or verb), invade (verb)

Unscramble the letters, page 12

soldiers, harbour, Japan, bomb

Secret code: battle

Completing text, page 13

War in Europe

1939: The Germans **conquered** Poland in a swift campaign using Blitzkrieg tactics. They then partitioned Poland with the USSR.

1940: The Germans occupied Denmark, Norway, The Low Countries and France. British troops were forced to **evacuate** from Dunkirk. Later that year, a German attempt to **bomb** Britain into submission was defeated in the Battle of Britain.

1941: The Germans occupied the Balkans and then invaded the USSR (Operation Barbarossa). They captured large areas of the USSR but failed to take either Leningrad or Moscow. The severe Russian winter and Russian counter-attacks caused the Germans very heavy **casualties**. The Germans declared war on the USA after their **allies**, the Japanese, attacked the US base at Pearl Harbour.

Simple past tense: Conquered, partitioned, occupied, invaded, captured, caused, declared, attacked.

Passive form: were forced, was defeated.

Multiple Choice, page 14

1c,2b,3c,4a,5a

NAME: _____ DATE: _____

HISTORY: World War 2

Grammar points, page 17

1. Attacked, believed, recovered, surrounded, invaded, forced.

2.

- World War 2 **involved**
- The war **started**
- Germany **invaded**
- **declared** war
- forces **surrounded**
- Germany **declared** war
- the war **continued**

3.

to achieve	<i>achieved</i>	to control	<i>controlled</i>
to negotiate	<i>negotiated</i>	to occupy	<i>occupied</i>
to declare	<i>declared</i>	to overthrow	<i>overthrew</i>
to fight	<i>fought</i>	to hold out	<i>held out</i>

Giving instructions, page 18

It's very cold in here. / Shut the window.

I'm thirsty. / Get a drink of water.

I'm going to be late for class. / Hurry up.

Today is my sister's birthday. / Buy her a present.

NAME: _____ DATE: _____
HISTORY: World War 2

Word Search, page 20

I C F R E E D O M O U C O M M U N I S M
Y E X Z Z H Z V X V S J M R L P A C T Q
D C I V I L I A N S P D Q B N P M C F S
V E C A S U A L T I E S O I A R T A L Z
K J J T H E X E C U T I O N U M R I H W
T A W G T I N V A S I O N V H P F P M W
Y C F N E G O T I A T I O N S D M Y X G
P P A R T I S A N S W W H I X B Y M D H
D J R Q V S E M P I R E L X M Z S K U G
I N V A D E R S Y H A H C P E A C E P W
D E F E A T Y D A R P D F H J N C D G R
L G W Y U Y C U C O N V O Y H D C V D O
V Z C O L O N I E S D H A T R E D K Q S
S O L D I E R S Z C P X P M I C R I B P
J X J Y U Q O G O P E R A T I O N V C K
Q V D I N D E P E N D E N C E C W A T U
W T B Q E V A C U A T I O N Y I D M U U
A I S D W X Q I Z U L L W H F O R C E S
M E F M J H G O V E R N M E N T M U P E
X Q C O U N T E R A T T A C K S Y P Z E